

# Mesenchymal stromal cell therapy for Knee Osteoarthritis

**Benchmark™**  
Powered by inCytes™

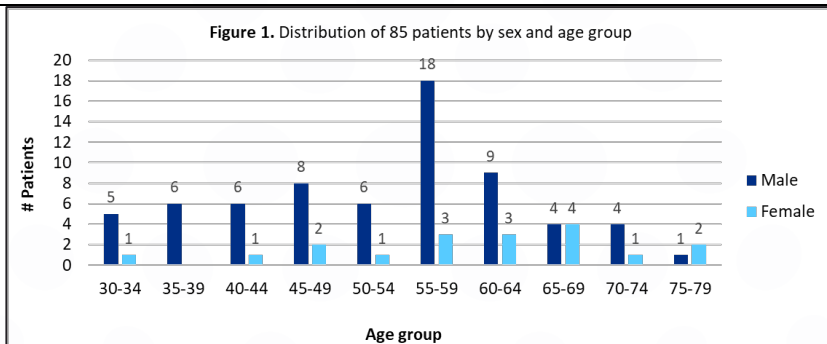
Patient progression report | **January 2022 – December 2022**



## Clinical Care Program

During the year 2022, 85 patients\* were treated in our clinic for this pathology.

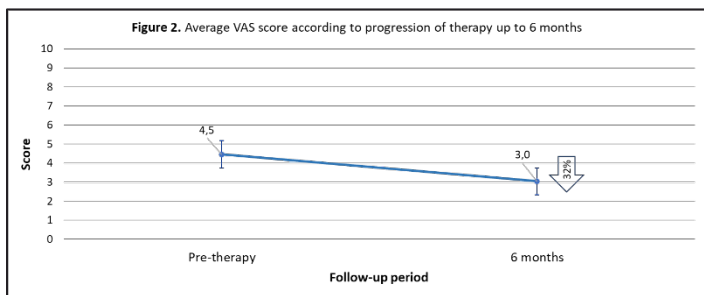
**Figure 1.** Shows the age and sex of patients treated.



39 patients started follow-up, of whom 26 (67%) answered the questionnaires at 6 months.

### Pain assessment

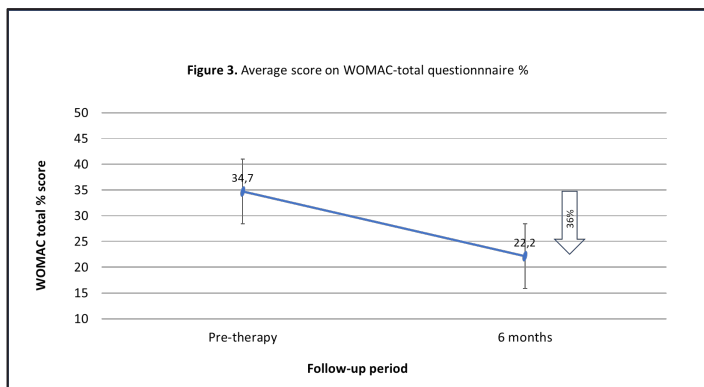
The Visual Analogue Scale (VAS) measures the amount of pain experienced. Scores range from 0 no pain to 10 extreme pain.



**Figure 2.** Improvement at 6 months post-therapy with an average 1.5-point reduction (↓32%).

### Assessment of pain, stiffness and functionality.

The Western Ontario McMaster Universities Osteoarthritis Index (WOMAC) questionnaire assesses pain, stiffness and function in patients with osteoarthritis.



Scores range from 0 to 100. Lower scores represent less pain, stiffness and functional limitation.

**Figure 3.** Improvement at 6 months post-therapy with an average reduction of 12.5 points (↓36%) in patients with a baseline score of ≥10%.

\*Patients gave their consent to follow them through the InCytes web platform and publish their clinical data.

We plan to continue monitoring patients and will issue updates when additional data becomes available.

**Report prepared by:** Luz Adriana Palacio, BioXcellerator Scientific and Research Team